




Lamb to the Slaughter

By Roald Dahl

A Character Study: Mary Maloney

SOV

Mary is...	Evidence...
Example: ↓ <i>Patient</i>	Example: ↓ <i>Mary is waiting patiently for her husband to come home from work. (p.22)</i>



Power Write #1

What is your first impression of Mary Maloney?
What kind of person is she and what makes you think that?

What hints do we have that something's not right?

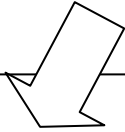
Power Write #2

What do you think Mr. Maloney is about to tell his wife?
Why do you think that?

ALL THE BAD NEWS

What is Mary's initial response to this news?

Physically...



Emotionally...






Power Write #3

What do you think about Mary's response to this news?
Is it a normal response to human trauma?

What is Mary doing? Why?

The police arrive...how is Mary's reaction?




Helpful...

Manipulative...

"And in the other room, Mary Maloney _____."

Why do you think she did this?



Discuss the irony in this story!