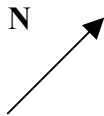




## Basic Mapping Requirements

Main Idea	Supporting Details	Example
Purpose	Maps are intended to communicate ideas, facts, and features in a clear and attractive format. Consider whom the map is intended for and what it is trying to show. Maps tell a story -- poor maps don't have much to say; great maps communicate "volumes" and can be "read" for information.	
Requirements		
Title	Specifically identifies map; contains precise information rather than being too general.	Resource Locations in British Columbia
Direction Indicator	Points directly to one of the four main directions. North is the preferred direction; the arrow should point to the north pole, not just "up."	
Scale	Compares measurements on the map to measurements in real life. Use metric.	1 cm = 190 km
Key or Legend	Identifies the symbols and colors used on the map to identify various features.	<div style="border: 1px solid black; padding: 5px; display: inline-block;">           Key Mountains   </div>
Border	Include border around entire map area, key or legend, at least 1/2 cm from edge of sheet. Everything on the map, including title and student identification, should be inside the border.	<div style="border: 1px solid black; padding: 5px; display: inline-block;">           CANADA   </div>
Lettering	Neat block lettering is expected. Label should be horizontal for all features, although mountain ranges are often excepted from this rule. For best results, use a sharp pencil or a fine-tip felt pen.	ALBERTA Mississippi Aa Bb Cc Dd Ee
Neatness	Be neat - avoid crowding of labels, smudges/dirt, wrinkled paper. Make large, important features with bigger letters, make lesser features with smaller letters. Underlining is not necessary.	ENGLAND  London •
Color or Shading	Used sparingly, only to identify specific features. Shading Must be included in key or legend. Coastlines do not need to be coloured unless doing so is part of a map assignment.	
Your Name	Include at the bottom right-hand corner of your map (inside border): a) first & last name b) course, c) block, and d) date (due).	Neil Young Socials 10 Block C/G Dec. 25 <sup>th</sup> , 2005